

ELECTORAL PROCESS AND CONCURRENT LOCAL ELECTORAL PROCESSES 2023-2024

INFORMATION FOR FOREIGN VISITORS ON THE LOCAL ELECTORAL PROCESS IN THE STATE OF YUCATAN

<p>Positions up for election</p>	<ul style="list-style-type: none"> Governorship: <table border="1" data-bbox="695 506 1154 621"> <tr> <td>Candidacies</td> <td>4</td> </tr> <tr> <td>Women</td> <td>2</td> </tr> <tr> <td>Men</td> <td>2</td> </tr> </table> Total number of local deputies, specifying how many of relative majority and how many of proportional representation: <table border="1" data-bbox="662 768 1187 884"> <tr> <td>Total</td> <td>35</td> </tr> <tr> <td>Relative Majority (RM)</td> <td>21</td> </tr> <tr> <td>Proportional Representation (PR)</td> <td>14</td> </tr> </table> Total number of municipalities, specifying total number of municipal presidents, as well as members of the city council: <table border="1" data-bbox="675 1031 1174 1220"> <tr> <td>Municipalities in total</td> <td>106</td> </tr> <tr> <td>Municipal presidencies</td> <td>106</td> </tr> <tr> <td>Syndicates</td> <td>106</td> </tr> <tr> <td>Councillorships MR</td> <td>284</td> </tr> <tr> <td>Councillorships RP</td> <td>303</td> </tr> </table> 	Candidacies	4	Women	2	Men	2	Total	35	Relative Majority (RM)	21	Proportional Representation (PR)	14	Municipalities in total	106	Municipal presidencies	106	Syndicates	106	Councillorships MR	284	Councillorships RP	303
Candidacies	4																						
Women	2																						
Men	2																						
Total	35																						
Relative Majority (RM)	21																						
Proportional Representation (PR)	14																						
Municipalities in total	106																						
Municipal presidencies	106																						
Syndicates	106																						
Councillorships MR	284																						
Councillorships RP	303																						
<p>Number of voters</p>	<table border="1" data-bbox="448 1278 1403 1488"> <thead> <tr> <th>Voters</th> <th>In Yucatan</th> <th>Yucatecan voters abroad</th> <th>Total</th> </tr> </thead> <tbody> <tr> <td>Total voters</td> <td>1,762,782*</td> <td>5,326</td> <td>1,768,108</td> </tr> <tr> <td>Mujeres</td> <td>857,148</td> <td>2,005</td> <td>859,153</td> </tr> <tr> <td>Hombres</td> <td>905,634</td> <td>3,321</td> <td>908,955</td> </tr> </tbody> </table> <p>*As of 31 December 2023</p>	Voters	In Yucatan	Yucatecan voters abroad	Total	Total voters	1,762,782*	5,326	1,768,108	Mujeres	857,148	2,005	859,153	Hombres	905,634	3,321	908,955						
Voters	In Yucatan	Yucatecan voters abroad	Total																				
Total voters	1,762,782*	5,326	1,768,108																				
Mujeres	857,148	2,005	859,153																				
Hombres	905,634	3,321	908,955																				


Characteristics of state electoral bodies	<p>Name of the state electoral administrative authority: Electoral and Citizen Participation Institute of Yucatán.</p> <p>Website address: https://www.iepac.mx/</p> <p>Number of Councils: 1 General Council, 21 District Electoral Councils and 106 Municipal Electoral Councils.</p> <ul style="list-style-type: none"> ● Integration of the highest management body: 								
	<table border="1"> <tr> <td>Total Councils</td> <td style="text-align: center;">7</td> </tr> <tr> <td>Women</td> <td style="text-align: center;">3</td> </tr> <tr> <td>Men</td> <td style="text-align: center;">4</td> </tr> <tr> <td>Partisan representations</td> <td style="text-align: center;">8</td> </tr> </table>	Total Councils	7	Women	3	Men	4	Partisan representations	8
	Total Councils	7							
	Women	3							
	Men	4							
	Partisan representations	8							
	<ul style="list-style-type: none"> ● PriMain powers in the context of the election: Established in Article 104 of the LEGIPE (General Law on Electoral Institutions and Procedures) and in Article 65 numeral 4 of the Code of Elections and Citizen Participation. 								
	<p>Name of the state electoral jurisdictional authority: Electoral Tribunal of the State of Yucatan.</p> <ul style="list-style-type: none"> ● Website address: https://www.teey.org.mx/ ● Number of Meeting Rooms: 1 plenary session, no meeting rooms. ● Integration of the highest management body: 								
	<table border="1"> <tr> <td>Total number of judgeships</td> <td style="text-align: center;">3</td> </tr> <tr> <td>Women</td> <td style="text-align: center;">2</td> </tr> <tr> <td>Men</td> <td style="text-align: center;">1</td> </tr> </table>	Total number of judgeships	3	Women	2	Men	1		
	Total number of judgeships	3							
Women	2								
Men	1								
<ul style="list-style-type: none"> ● Main powers in the election framework: Established in Article 111 of the LEGIPE. 									

Parties and, if applicable, independent candidates contesting in the election

- **Political parties with national registration:**

Name	Logo
National Action Party (PAN)	
Institutional Revolutionary Party (PRI)	
Democratic Revolution Party (PRD)	
Green Ecologist Party of Mexico (PVEM)	
Labour Party (PT)	
Citizen Movement (MC)	
Morena	

- **Political parties with local registration:**









Nombre	Logo
New Alliance Yucatan (NAY)	

- **Independent candidacies:**

In Yucatan for this 2023-2024 concurrent electoral process there are no Independent Candidatures.

● **Allocation of public funding for each of the positions:**

On 4 October 2023, the General Executive Board of the Electoral and Citizen Participation Institute of Yucatan approved the preliminary draft of the distribution of public funding for political parties for the 2024 fiscal year, which was incorporated into Agreement number CG/049/2023, approved by the General Council of the Institute on 11 October 2023, which distributed the following amounts per party for each of the items contemplated in the norm for an electoral year:

PP		PUBLIC FUNDING FOR PERMANENT ORDINARY ACTIVITIES	PUBLIC FUNDING FOR SPECIFIC ACTIVITIES	FUNDING FOR ACTIVITIES DESIGNED TO OBTAIN THE VOTE
	PAN	\$ 35,779,530.01 MXN	\$2,504,567.10 MXN	\$17,889,765.00 MXN
	PRI	\$ 24,605,969.88 MXN	\$1,722,417.89 MXN	\$12,302,984.94 MXN
	PRD	\$ 7,497,846.15 MXN	\$524,849.23 MXN	\$3,748,923.08 MXN
	PVEM	\$ 7,703,631.74 MXN	\$539,254.22 MXN	\$3,851,815.87 MXN
	PT	-**	-	\$ 2,343,612.96 MXN***
	MC	\$7,963,239.46 MXN	\$557,426.76 MXN	\$3,981,619.73 MXN
	MORENA	\$26,734,467.27 MXN	\$1,871,412.71 MXN	\$13,367,233.64 MXN
	NAY	\$6,895,963.26 MXN	\$482,717.43 MXN	\$3,447,981.63 MXN
TOTAL		\$117,180,647.77 MXN	\$8,202,645.34 MXN	\$60,933,936.85 MXN

Prerogatives for parties and candidates

** The Labour Party did not receive Public Funding for ordinary activities nor for specific activities for the fiscal year 2024, by virtue of not having obtained at least 3% of the valid vote cast in any election (Deputies or City Councils) in the previous ordinary electoral process in the State. Article 54 of the LPPEY (Law of Political Parties of the State of Yucatan).

*** The Labour Party, being an election year, received funding for expenses to obtain the vote, given that the law provides that those political parties that have not reached 3% of the valid vote cast in any election of the electoral process, will be entitled to receive public funding for obtaining the vote only in the year of the election, so they will be granted 2% of the amount of funding that corresponds to political parties for the support of their ordinary activities (Arts. 53 and 54 of the LPPEY).

● **Limits on private funding for each of the positions:**

On November 16, 2024, the General Council of the Electoral and Citizen Participation Institute of Yucatan approved the agreement CG/190/2023, by which it determined the limits to the private financing that political parties and, if applicable, independent candidacies may receive during the 2024 fiscal year, defining the following amounts.

I. Contributions from activists (art.57, section I, of the LPPEY).

Regarding contributions from activists, the limit shall be up to 30% of the Public Funding granted to all Political Parties for the support of their Ordinary Activities and pre-campaigns in the year in question, provided that the public funding allocated to each party in particular prevails.

For this purpose, the first step is to calculate the base amount, that is, to establish 30% of the amount destined to Public Funding for the support of Permanent Ordinary Activities for the fiscal year 2024, as follows:

PUBLIC FINANCING FOR THE SUPPORT OF ORDINARY PERMANENT ACTIVITIES OF ALL POLITICAL PARTIES FOR THE FINANCIAL YEAR 2024	ANNUAL LIMIT OF PRIVATE FUNDING THAT CAN BE CONTRIBUTED BY ACTIVISTS DURING THE YEAR 2024
A	B=Ax30%
\$117,180,647.77 MXN	\$35,154,194.33 MXN

The provisions of Article 41, base II of the General Constitution, which states that the law shall guarantee that national political parties have equitable access to elements to carry out their activities, are appropriate to apply once the base amount has been determined in the above table. These provisions specify the rules to which the financing of the parties themselves and their electoral campaigns shall be subject, **ensuring that public resources prevail over those of private origin.**

To ensure compliance with the above, it is proposed to deduct one peso from each figure to ensure that it stays below the annual amount that each political party will receive for public funding for ordinary permanent activities. This is because the amount fixed in this section exceeds the public funding for ordinary permanent activities, which corresponds to the political parties that are entitled, with the exception of PAN. Based on these suppositions, it is suggested that the yearly cap on private contributions that activists are allowed to make for each political party in 2024 be as follows:

PP	PUBLIC FUNDING FOR PERMANENT ORDINARY ACTIVITIES	ANNUAL LIMIT OF PRIVATE FUNDING THAT CAN BE CONTRIBUTED BY ACTIVISTS DURING THE YEAR 2024
PAN	\$35,779,530.01 MXN	\$35,154,194.33 MXN

PRI	\$24,605,969.88 MXN	\$24,605,968.88 MXN
PRD	\$7,497,846.15 MXN	\$7,497,845.15 MXN
PVEM	\$7,703,631.74 MXN	\$7,703,630.74 MXN
MC	\$7,963,239.46 MXN	\$7,963,238.46 MXN
MORENA	\$26,734,467.27 MXN	\$26,734,466.27 MXN
NAY	\$6,895,963.26 MXN	\$6,895,962.26 MXN
Total	\$117,180,647.77 MXN	\$116,555,306.09 MXN

As for the PT, as mentioned above, the maximum limit was set at one peso less than the amount of public funding it will receive for activities aimed at obtaining votes for the 2024 fiscal year, which, as mentioned above, is the only one to which it is entitled at the local level in Yucatan.

PP	PUBLIC FINANCING FOR VOTING	ANNUAL LIMIT FOR PRIVATE FUNDING
PT	\$2,343,612.96 MXN	\$2,343,611.96 MXN

II. Candidates and Supporters during the Local Election Process 2023-2024.

Legal Basis. Art. 57, Section II, LPPEY.

Contributions from candidates and supporters during election processes shall be limited to 8% of the spending cap for the presidential election that immediately preceded, to be utilised for the candidates' campaigns..

This is in accordance with the provisions of the Agreement of the General Council of INE, designated as INE/CG505/2017, which establishes the maximum pre-campaign and campaign expenditure ceilings for the elections of the United States President, as well as for the elections of Deputies and Senators for the Federal Electoral Process 2017-2018. This agreement was published in the Official Gazette of the Federation on November 7, 2017, and the amount designated as the Campaign Expenditure ceiling for the presidential election was \$429,633,325 MXN; this amount will serve as the basis for the computation of the amount of contributions and supporters, as well as the maximum amount of campaign expenditures for the 2017–2018 Federal Electoral Process:

CAMPAIGN EXPENDITURE CEILING FOR THE ELECTION OF PRESIDENT OF THE UNITED MEXICAN STATES PEL (Local Electoral Process) 2017-2018.	ANNUAL LIMIT ON CONTRIBUTIONS FROM CANDIDATES AND SUPPORTERS DURING THE 2023-2024 LOCAL ELECTION PROCESS.
C	D=Cx8%
\$429,633,325.00 MXN	\$34,370,666.00 MXN

III. Contributions to party members and voluntary and personal contributions from pre-candidates and candidates exclusively for their pre-campaigns and campaigns.

Legal Basis. Art. 57, Section III, LPPEY.

Each political party shall freely determine the minimum and maximum amounts, as well as the frequency of the ordinary and extraordinary contributions of its members, as well as the voluntary and individual contributions that pre-candidates and candidates make exclusively for their pre-campaigns and campaigns. This authority shall be exercised by the body responsible for the administration of the party's assets and financial resources.

IV. Individual annual limit for supporters.

Legal Basis. Art. 57, Section IV, LPPEY.

In the case of the individual annual limit for contributions from sympathisers, in accordance with Article 57, Section IV of the LPPEY, it is set in accordance with numeral 2, paragraph d) of Article 56 of the LGPP, which states that contributions from sympathisers will have an individual annual limit of 0.5 per cent of the expenditure ceiling for the immediately preceding presidential election.

Accordingly, the limit is as follows:

CAMPAIGN EXPENDITURE CEILING FOR THE ELECTION OF THE PRESIDENT OF THE UNITED MEXICAN STATES PEL 2017-2018.	INDIVIDUAL ANNUAL LIMIT FOR SUPPORTER CONTRIBUTIONS FOR THE YEAR 2024.
C	E=Cx0.5%
\$429,633,325.00 MXN	\$2,148,166.63 MXN

V. Independent candidacies.

Article 74 of the LIPEEY states that independent candidates who have obtained the necessary registration are eligible for private funding. This funding is made up of the contributions made by the independent candidate and her supporters, if applicable, and cannot exceed 10% of the election's spending cap. But since none of the candidates have attained this level, the current procedure does not need to apply this cap.

Participation of specific groups

- **Gender Parity in the Nomination of Candidates:** Measures have been implemented to guarantee compliance with the principle of gender parity in its horizontal, vertical and transversal dimensions, through the approval of the Guidelines on the matter.

Total nominations for local process 23-24	County councils	Municipal Presidencies
Women	88	341
Men	80	301
Non-binary persons	0	2

- **Indigenous or Afro-Mexican candidatures:** Enacting the Guidelines on the subject, which mandate that only indigenous candidates be nominated in the five districts with the largest indigenous population, has allowed actions targeted at the indigenous or Afro-Mexican community to be carried out, additionally, it was found that out of the 106 municipalities in the state, affirmative action was carried out in the 36 municipalities with the highest indigenous population index by nominating indigenous candidates. Independent candidates and political parties were required to nominate at least one candidate for each of the first three positions on the councillor list, while in the 35 municipalities with a medium indigenous population index, political parties were required to nominate at least half (18) of the candidates for each of the first three positions on the councillor list.













Total number of nominations	County councils	Councillorships
Women	23	225
Men	18	150
Non-binary persons	0	0

- **Nomination of candidates from priority groups (people with disabilities, people of sexual diversity, young people, the elderly and people living in poverty):** Through the adoption of the relevant Guidelines, which establish the requirement to nominate at least 4 candidates with this status among the relative majority or proportional representation candidates in competitive spaces, actions have been put into place for the nomination of candidates from priority groups, also determining that at least 50% of all nominated candidates must include at least one candidate from priority groups, whether a person with a disability, a person of sexual diversity, a young person, an elderly person or a person living in poverty, among the 106 municipalities that make up the State.

Total nominations	County councils	Councillorships
Women	20	168
Men	24	162
Non-binary persons	0	4

*Only proprietary candidatures are represented by the information in the tables. Similarly, it refers to the number of candidatures rather than the number of people, meaning that in a situation where there are joint














	<p>candidatures, an individual may be nominated by many political parties and so be counted for multiple candidatures.</p> <p>Further information can be found in the Guide to Gender Parity and Affirmative Action, accessible at: https://www.iepac.mx/micrositios/igualdad-y-no-discriminacion/assets/documents/publicaciones-y-materiales-de-apoyo/guia-de-paridad-y-acciones-afirmativas-version-extendida.pdf</p>																															
<p>Voting by residents abroad (If applicable)</p>	<table border="1" data-bbox="415 512 1435 739"> <tr> <td>Total voters</td> <td>2,127*</td> </tr> <tr> <td>Method of voting</td> <td>Postal, electronic and in-person.</td> </tr> <tr> <td>Positions to choose</td> <td>Governorship.</td> </tr> <tr> <td>Number of representatives for these positions</td> <td>4 nominations, 2 men and 2 women.</td> </tr> </table> <p>*As of 25 February 2024.</p>	Total voters	2,127*	Method of voting	Postal, electronic and in-person.	Positions to choose	Governorship.	Number of representatives for these positions	4 nominations, 2 men and 2 women.																							
Total voters	2,127*																															
Method of voting	Postal, electronic and in-person.																															
Positions to choose	Governorship.																															
Number of representatives for these positions	4 nominations, 2 men and 2 women.																															
<p>Dissemination of results</p>	<ul style="list-style-type: none"> ● Provisional counting mechanisms and dissemination of results: https://iepac.mx/ ● Mechanisms for the final count and dissemination of results: https://iepac.mx/ ● Number of voters. Not applicable. 																															
<p>Dispute resolution</p>	<ul style="list-style-type: none"> ● First instance to deal with proceedings: Electoral Tribunal of the State of Yucatan. ● Second instance to deal with proceedings: Xalapa Regional Chamber. ● If applicable, subsequent instances to deal with procedures: Superior Chamber of the Electoral Tribunal of the Judiciary of the Federation. 																															
<p>Executive branch of the state</p>	<table border="1" data-bbox="415 1075 1435 1184"> <tr> <td>Holder</td> <td>Mauricio Vila Dosal</td> </tr> <tr> <td>Party or coalition</td> <td>PAN-MC</td> </tr> <tr> <td>Period in office</td> <td>From 1 October 2018 to 30 September 2024.</td> </tr> </table> <table border="1" data-bbox="415 1226 1435 1789"> <thead> <tr> <th colspan="5">Characteristics of the most recent state gubernatorial election</th> </tr> </thead> <tbody> <tr> <td colspan="5"> <ul style="list-style-type: none"> - Date: 1 July 2018. - Participation: 73.58% - Results (indicate percentage of vote by party, coalition, or independent candidacy, as applicable). </td> </tr> <tr> <td></td> <td> JOINT CANDIDACY PAN MC  </td> <td> JOINT CANDIDACY PRI PVEM NAY  </td> <td> PRD  </td> <td> JOINT CANDIDACY PT MORENA  </td> </tr> <tr> <td>Total</td> <td>448,865</td> <td>410,033</td> <td>22,028</td> <td>231,458</td> </tr> <tr> <td>Voting percentage</td> <td>39.51%</td> <td>36.09%</td> <td>1.94%</td> <td>20.37%</td> </tr> </tbody> </table>	Holder	Mauricio Vila Dosal	Party or coalition	PAN-MC	Period in office	From 1 October 2018 to 30 September 2024.	Characteristics of the most recent state gubernatorial election					<ul style="list-style-type: none"> - Date: 1 July 2018. - Participation: 73.58% - Results (indicate percentage of vote by party, coalition, or independent candidacy, as applicable). 						JOINT CANDIDACY PAN MC 	JOINT CANDIDACY PRI PVEM NAY 	PRD 	JOINT CANDIDACY PT MORENA 	Total	448,865	410,033	22,028	231,458	Voting percentage	39.51%	36.09%	1.94%	20.37%
Holder	Mauricio Vila Dosal																															
Party or coalition	PAN-MC																															
Period in office	From 1 October 2018 to 30 September 2024.																															
Characteristics of the most recent state gubernatorial election																																
<ul style="list-style-type: none"> - Date: 1 July 2018. - Participation: 73.58% - Results (indicate percentage of vote by party, coalition, or independent candidacy, as applicable). 																																
	JOINT CANDIDACY PAN MC 	JOINT CANDIDACY PRI PVEM NAY 	PRD 	JOINT CANDIDACY PT MORENA 																												
Total	448,865	410,033	22,028	231,458																												
Voting percentage	39.51%	36.09%	1.94%	20.37%																												

**Legislative
branch of the
state**

Current party and independent party composition	Total: 25 National Action Party:14 Institutional Revolutionary Party:3 Party of the Democratic Revolution:1 Green Ecologist Party of Mexico:1 Labour Party: 0 Citizen Movement: 1 Morena:4 New Alliance Yucatan: 1
Women	14
Men	11
Term of the current legislature	1 September 2021 to 31 August 2024.

*In previous electoral processes, the Yucatan State Congress was made up of 25 seats, of which 15 were elected in single-member districts of relative majority and 10 were elected by the principle of procedural representation. The 2023-2024 Electoral Process will be the first in which there will be 35 deputies, 21 of Relative Majority and 14 of Proportional Representation.

Characteristics of the most recent election to the state legislature										
<ul style="list-style-type: none"> - Date: 6 June 2021 - Participation: 63.43% - Results (indicate percentage of vote by party, coalition, or independent candidacy, as applicable). 										
										
PAN	PRI	PRD	PT	PVEM	MC	Morena	NAY	PES	RSP	FXM
365738	232873	29440	31887	18572	34974	258183	22283	15802	5248	14930
34.73%	22.11%	2.80%	3.03%	1.76%	3.32%	24.52%	2.12%	1.50%	0.50%	1.42%

Judicial branch of the state	Total number of judgeships	15
	Women	7
	Men	8
	Period in office	15 years
	Source	https://www.poderjudicialyucatan.gob.mx/?page=magistrados https://www.poderjudicialyucatan.gob.mx/digestum/marcoLegal/02/2012/DIGESTUM02033.pdf
State Constitution link	https://iepac.mx/public/marco-normativo/leyes/legislacion-estatal/CONSTITUCION-POLITICA-DEL-ESTADO-DE-YUCATAN-28-06-23.pdf https://www.congresoyucatan.gob.mx/legislacion/leyes	
State's electoral legislation link	https://iepac.mx/public/marco-normativo/leyes/legislacion-estatal/LIPEEY-2023-06-30.pdf https://www.congresoyucatan.gob.mx/legislacion/leyes	